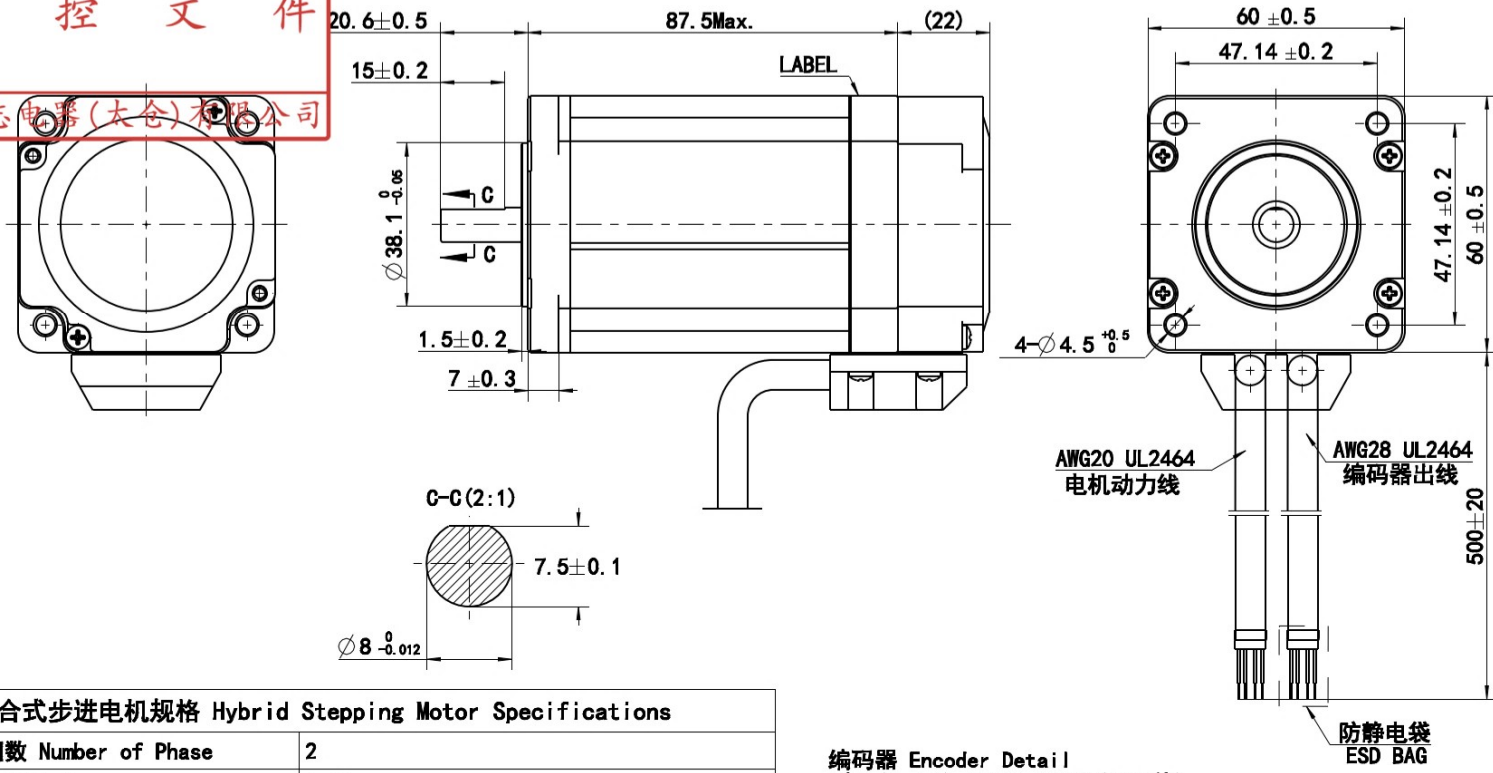
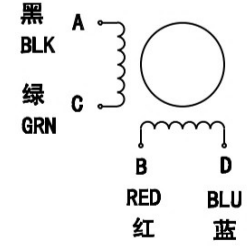


受控文件

鸣志电机(太仓)有限公司



接线图 Wiring Diagram



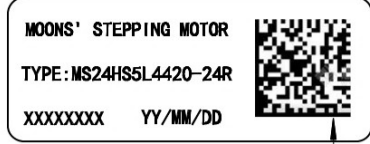
励磁顺序VS. 旋转方向 Exciting Sequence vs. Direction of Rotation

STEP	A	B	C	D	CW
1	+	+	-	-	↑
2	-	+	+	-	
3	-	-	+	+	
4	+	-	-	+	↓

从安装面看为顺时针方向 Clockwise view from mounting side

铭牌 Label Detail

XXXXXXXX-Work Order 加工单号
YY/MM/DD-Date Format 日期格式



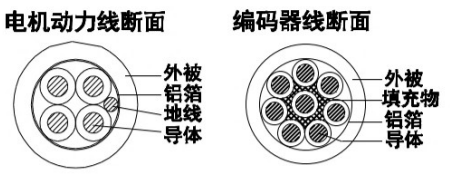
矩阵式二维码 码制: Data Matrix

二维码内容: XXXXXXXX-XXXX
加工单号-流水号

1. 相数 Number of Phase	2
2. 步距角 Step Angle	1.8°
3. 额定电压 Rated Voltage	2.56 V DC
4. 额定电流 Rated Current	4.2 Amp
5. 保持力矩 Holding Torque	3.1 Nm Typ. (Two phase on/rated current)
6. 相电阻 Phase Resistance	0.61 ±0.1ohm (20°C)
7. 相电感 Phase Inductance	2.2 mH±20%(1kHz 1V rms)
8. 转子惯量 Rotor Inertia	900 gcm ²
9. 电机重量 Motor Weight	1.5 kg
10. 绝缘等级 Insulation Class	B (130°C)

编码器 Encoder Detail 型号(Model):HN103-36B10(1000线)

COLOR	WHT (白)	BLU (蓝)	GRN (绿)	ORG (橙)
SIGNAL	CH Z-	CH Z+	CH B-	CH B+
COLOR	YEL (黄)	BRN (棕)	RED (红)	BLK (黑)
SIGNAL	CH A-	CH A+	+Vcc	GND



Unit:mm
第一角画法
First angle method
未注线性与角度尺寸公差
Tolerances for linear and angular dimensions
without individual tolerance indications
GB/T 1804-m eqv ISO 2768-1:m
未注形状与位置尺寸公差
Geometrical tolerance for features without
individual tolerance indications
GB/T 1184-K eqv ISO 2768-2:K

批准 Approve
标准化 Standardize
工艺 Process Review
审核 Check
设计 Design



This document is released for information only. Its reproduction in whole or in part or its dissemination to third parties is prohibited. All trademarks and registered trademarks appearing on this document are the property of their respective owners.